



REPORT OF ANALYSIS

<b>Client</b> : TAAU AUSTRALIA PTY LTD P O BOX 712 KARAMA NT 0812	<b>Job No.</b> : TAAU01/040503 <b>Quote No.</b> : QT-00822 <b>Order No.</b> : <b>Date Sampled</b> : 28-Apr-2004 <b>Date Received</b> : 3-May-2004 <b>Sampled By</b> : CLIENT
<b>Attention</b> : Bell Huang <b>Project Name</b> : <b>Your Client Services Manager</b> : Brett Browne	<b>Phone</b> : (03) 9685 1731

Lab Reg No.	Sample Ref	Sample Description
V04/009444	.	Green Powder

Lab Reg No.	Sample Reference	Units	V04/009444				Method
<b>Trace Elements</b>							
Arsenic	mg/kg	0.1					VL247
Cadmium	mg/kg	<0.02					VL247
Calcium	mg/kg	1200					VL247
Copper	mg/kg	0.77					VL247
Iron	mg/kg	370					VL247
Lead	mg/kg	<0.2					VL247
Magnesium	mg/kg	3300					VL247
Manganese	mg/kg	19					VL247
Mercury	mg/kg	<0.01					VL247
Phosphorus	mg/kg	13000					VL247
Potassium	mg/kg	26000					VL247
Sodium	mg/kg	22000					VL247
Zinc	mg/kg	5.3					VL247


Paul Adorno, Section Manager  
Trace Elements - Vic

21-Jun-2004

## REPORT OF ANALYSIS


Page: 2 of 2  
Report No. RN434616

<b>Lab Reg No.</b>		V04/009444				
<b>Sample Reference</b>	<b>Units</b>					<b>Method</b>

for   
Julie Maczuga, Section Manager  
Microbiology - Vic

21-Jun-2004

<b>Lab Reg No.</b>		V04/009444				
<b>Sample Reference</b>	<b>Units</b>					<b>Method</b>
<b>Proximates</b>						
Moisture	g/100g	5.0				VL298_1
Fat (Mojonnier extraction)	g/100g	4.1				VL302_1
Protein ( N x 6.25)	g/100g	62.0				VL299_1
Ash	g/100g	11.4				VL286_1
Carbohydrates - Total	g/100g	17.5				
Energy (kJ)	kJ/100g	1504				
<b>Vitamins</b>						
Thiamin	mg/100g	0.4				VL290_1
Niacin ( Vitamin B3 )	mg/100g	1.5				VL293_2
beta-Carotene	ug/100g	140000				VL292_1
Total Carotenoids	mg/kg	1700				VL307_1
Pyridoxine (Vitamin B6)	mg/100g	0.08				VL319_1
Vitamin B12 (Cobalamin)	ug/100g	659.1				
<b>Miscellaneous</b>						
Amino Acid Screen		Attached				

  
Dr. Saman Buddhadasa, Section Manager  
Food Composition -Vic

21-Jun-2004

Sample/s analysed as received.

This Report supersedes reports: RN428377    RN428987



REPORT OF ANALYSIS

<b>Client</b> : TAAU AUSTRALIA PTY LTD P O BOX 712 KARAMA NT 0812	<b>Job No.</b> : TAAU01/040621 <b>Quote No.</b> : QT-00822 <b>Order No.</b> : <b>Date Sampled</b> : <b>Date Received</b> : 21-Jun-2004 <b>Sampled By</b> :
<b>Attention</b> : Bell Huang <b>Project Name</b> : <b>Your Client Services Manager</b> : Julie Maczuga	<b>Phone</b> : (03) 9685 1728

Lab Reg No.	Sample Ref	Sample Description
V04/015230	1	Spirulina Powder

Lab Reg No.	Sample Reference	Units	V04/015230	Method
			1	
<b>Microbiology</b>				
Standard Plate Count	CFU/g		23000	AVM1_22
E. coli	MPN/g		<1	AVM1_09C

V04/015230  
Date tested 22/6/04

*for Julie Maczuga*  
Julie Maczuga, Section Manager  
Microbiology - Vic


28-Jun-2004

Sample/s analysed as received.  
This Report shall not be reproduced except in full.

1

**AMINO ACID ANALYSIS REPORT****Customer Details:**

Mark Frizzell  
Aust Govt Analytical Lab  
51-65 Clarke St  
South Melbourne  
VIC 3205  
Ph: (03) 9685 1777  
Fax: (03) 9685 1788



24 May 2004

**Sample Details:**

One sample labelled **V04/009444** was supplied for quantitative amino acid analysis.

**Analysis Details:**

Performed by Prithi Lopez

- For Quantitative amino acid analysis samples underwent 24hr liquid hydrolysis in 6M HCl at 110°C.
- After hydrolysis all analyses were performed using the Waters AccQTag chemistry.
- Samples were analysed in duplicate and results are expressed as an average.

**Results for Quantitative Amino acid Analysis:**Sample Name : **V04/009444**

Amino Acid	Amino Acid (-H <sub>2</sub> O) * (mg/g of sample)	Amino Acid (free) ** (mg/g of sample)	Mole %
Aspartic acid +			
Asparagine	43.8	50.6	9.4
Serine	21.6	26.0	6.1
Glutamic acid +			
Glutamine	65.9	75.1	12.6
Glycine	20.2	26.6	8.8
Histidine	7.9	9.0	1.4
Arginine	38.7	43.2	6.1
Threonine	26.1	30.7	6.4
Alanine	32.7	41.0	11.4
Proline	17.2	20.4	4.4
Tyrosine	19.3	21.4	2.9
Valine	27.6	32.6	6.9
Methionine	6.3	7.2	1.2
Lysine	22.0	25.1	4.2
Isoleucine	25.7	29.8	5.6
Leucine	41.1	47.6	9.0
Phenylalanine	21.2	23.8	3.6
<b>Total</b>	<b>437.3</b>		<b>100.0</b>

\* Calculation based on amino acid residue mass in protein  
(molecular weight minus H<sub>2</sub>O).

\*\* Calculation based on free amino acid molecular weight.

Australian Proteome Analysis Facility Ltd  
Level 4, Building F7B, Macquarie University, Sydney, NSW, 2109, Australia  
Ph: +61 2 9850 6201 • Fax: +61 2 9850 6200  
www.proteome.org.au • apafinfo@proteome.org.au

A MAJOR NATIONAL RESEARCH FACILITY